



Distance Education Enrollments at Illinois Colleges and Universities

Executive Summary

Illinois colleges and universities reported a total of 148,472 enrollments in all distance education delivery modes during the Fall 2006 term.

Distance Education Enrollments

A survey completed by the Illinois Virtual Campus shows that there were **148,472** distance education enrollments in **9,859** distance education courses for the Fall 2006 term. This is a **15%** increase in enrollment from Fall 2005 when there were **9,213** courses and **129,270** enrollments.

Online Course Enrollments

Illinois colleges and universities reported offering **7,484** online class sections that generated **127,383** enrollments during the Fall 2006 term. This is an increase of **978** online course sections (**15%**) and **22,176** enrollments (**21%**) from the **6,505** online course sections and **105,207** enrollments reported for the Fall 2005 term.

Sharpen the Focus

Phone interviews with selected institutions sharpen the focus to provide a deeper understanding of distance education enrollment trends in Illinois.

The phone interviews were conducted in February 2007 and included three community colleges, a public university, and an independent institution. Harper College, Parkland College, Waubensee Community College, Western Illinois University, and Illinois Institute of Technology were chosen.

The interview consisted of five questions. The questions and individual responses are interspersed with the numerical enrollment data within this report.

To view the entire "Sharpen the Focus" see <http://www.ivc.illinois.edu/pubs/sharpen.asp>

Enrollments in Online Courses

This graph shows the online course enrollments reported by Illinois colleges and universities for the Fall terms since Fall 1999.

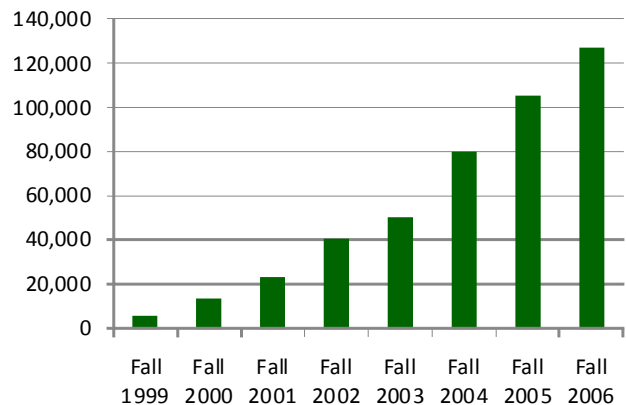
Fast Facts

Online course enrollments have increased 2,060% from Fall 1999 to Fall 2006.

Community Colleges represent 41% of all distance education enrollments for Fall 2006.

Online course enrollments account for 86% of all distance education enrollments in Fall 2006.

Enrollments in Online Courses at Illinois Colleges and Universities Fall 1999 to Fall 2006



Sharpen the Focus

How many students will you be able to enroll for the Fall 2007 term?

Harper College (Harper) – Fall enrollment of distance students has increased over 17% between 2004 and 2006. If all distance courses are filled to capacity for the Fall 2007 semester, more than 3,500 students could potentially be served.

Parkland College – We anticipate approximately 3,000 individuals will enroll in over 4,000 seats in distance education courses.

Waubensee Community College (WCC) – We will try to enroll around 1,500 students the Fall semester 2007. Our enrollment has been increasing every semester. Normally, we have around 1,000 to 1,500 students a semester.

Western Illinois University (WIU) – We anticipate approximately 1,350 available enrollments for Fall 2007.

Illinois Institute of Technology (IIT) - Enrollments have steadily increased each academic year. In Fall 2006, we had 1,605 enrollments. We do not have a cap on the number of students that can enroll. The only restriction is on the number of students enrolled per course section, which is typically 30 students per section.

Sharpen the Focus

Describe your typical distance education student.

Harper – Our typical distance education student is a female of white non-hispanic ethnicity that is between the ages of 22 and 39.

Parkland – The majority of the distance education enrollments occurred in Internet courses (87%). This population can be characterized as 61% female, 16% minority, and 60% were aged 24 and younger. Twenty-three percent were non-degree students, 75% were Associate's and 2% were Certificate degree students. The median age of distance education students was 23, and the average age was 27.

WCC – Our typical online student would be a non-traditional student. Usually a student who has been out of school for some time, but may have credits from another college they attended but never finished. Though, I will say that we are having a lot more traditional students start our online program due to the fact that many of them work full time.

WIU – The average age is 39, works full time, and pursues educational goals part time.

IIT – Our typical online student is a working professional between the ages of 25 and 40. This student is usually studying part-time and is employed in work related to the field of study or is pursuing a degree in an area he/she wishes to enter.

Changes in Enrollment by Delivery Mode

Online Enrollment Percentage

Online enrollments accounted for **86%** of all distance education enrollments in the Fall 2006 term compared to **81%** of the total enrollments in the Fall 2005 term.

All Other Delivery Mode Percentage

Stored media courses represented **9%** of all enrollments in Fall 2005 but dropped to **6%** in Fall 2006. Interactive TV, correspondence courses, and broadcast TV remained constant at **3%**, **4%**, and **2%**, respectively.

Sharpen the Focus

Why were your distance education programs created? Student demand? Institutional initiative? Does your institution plan to expand its distance education offerings in the near future?

Harper – In 1997, the Technology Plan Coordination Task Force was created. This group met with all campus constituencies between 1997-2000 to determine interest in use of hardware, software, the Internet, and development of distance learning at Harper College. In 2000, the coordinated development of distance learning was initialized by the Instructional Technology Committee which created the College's first Instructional Technology Plan.

From that point, courses were created by faculty interested in trying these delivery modalities. This interest has continued to grow on campus, and enrollment in distance courses has accelerated each year. Because of this faculty and student interest, the institution requested accreditation for all distance degrees offered at Harper College from the Higher Learning Commission (NCA) and was granted accreditation in February, 2006. Currently, we offer 21 certificates and 2 degrees, with at least 3 additional degrees scheduled for delivery in the fall, 2007.

Parkland – Faculty innovation was the main impetus behind the creation of our distance learning program. It quickly became clear that there was a significant need we could meet with online courses, and it became an institutional priority.

We are continually expanding our online offerings. We're now focused on offering degree and certificate programs entirely online.

WCC – Our distance education degrees were created so all students in the area can receive good quality education. We have a lot of non-traditional students who are interested in obtaining degrees in Psychology, Business, Computer Science, and these degrees are for those people.

Waubensee plans to add other AS and AA degrees. Education is one option that we are thinking about starting up in the near future. Currently, we have close to 200 online courses at WCC.

WIU – The Board of Trustees Bachelor of Arts (BOT/BA) degree program was created to serve the educational needs of non-traditional students.

WIU plans to increase its online course offerings.

IIT – Initially, the demand was student driven. The response was to make our programs as broadly available as possible. In 1976, IIT began broadcasting live interactive televised lectures so that employees could participate at

their work place or from convenient locations in the far suburban areas. These students viewed the broadcasts in real time, and interacted with the classroom by telephone. In the mid-1990s our first Internet program, the Masters in Analytical Chemistry, was offered asynchronously.

We will continue to offer programs as they are developed and can be effectively delivered online. Our newest online programs include the Masters in Biomedical Engineering, Imaging and Signals, Masters in Manufacturing Engineering, Masters in Power Engineering, and Masters in VLSI and Microelectronics.

Sharpen the Focus

What kind of marketing do you do for your distance education programs?

Harper – Marketing of distance programs is handled collaboratively at the institutional, division and department levels. Information is shared via face-to-face open house and high school outreach events, via US postal mailings to district homes, via print in institutional reports provided to the wider community, the printed credit course schedule and posters hung across campus, and via the Internet through the Learning Life e-newsletter, the Harper College Web site <http://www.harpercollege.edu>, the Internet Course Exchange (ICE), and the Illinois Virtual Campus (IVC).

Parkland – The IVC and our online Website: <http://online.parkland.edu> serve as our chief sources of marketing.

WCC – We work extensively with our Marketing department to push our online programs. Every semester flyers are sent out to let area people know about our online programs. Also, we do put updates on our home webpage letting students know what new programs we will be offering online.

WIU – Flyers, attendance at educational fairs, partnerships, and the Web site are tools for marketing the BOT/BA degree program.

IIT – The Illinois Virtual Campus is the cornerstone of our online marketing efforts. We focus most of our marketing initiatives on the institution and degree programs, not on distance learning as an entity. IIT online students come from targeted professional and technical communities.

Online Enrollments by Sector

Community College Enrollment

During the Fall 2006 term, community colleges reported offering **3,263** online course sections that generated **43,791** enrollments.

Public University Enrollment

Public universities reported offering **925** online course sections that generated **16,878** enrollments.

Independent For-Profit Colleges and Universities

Independent for-profit colleges and universities reported offering **2,559** online courses that generated **57,124** enrollments.

Independent Not-For-Profit Colleges and Universities

Independent not-for-profit colleges and universities reported offering **737** online courses that generated **9,590** enrollments.

Institutions with the largest online enrollments

The Illinois institutions reporting the largest online course enrollments during the Fall 2006 term in each sector of higher education in Illinois were:

Parkland College (3,256) and **Kaskaskia College (2,446)** from the community college system.

University of Illinois at Chicago (4,936) and **University of Illinois at Springfield (3,203)** from the public universities.

DeVry University (56,501) from the independent for-profit colleges and universities.

DePaul University (2,608) from the independent not-for-profit colleges and universities.

Sharpen the Focus

What is the most important trend in distance education at your institution?

Harper – The two most important distance education trends at Harper College at this time are the significant increase in blended (hybrid) course development and the use of Elluminate Live! as a synchronous teaching tool.

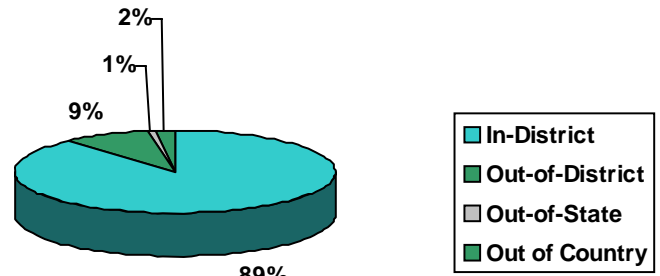
Parkland – Within the courses, the use of video, audio and other rich media has been the most noticeable trend over the past few semesters. More broadly, the push to offer complete degrees online.

WCC – A new trend is that we are starting more online courses later in the semester. This has helped students so they are able to register for a course all throughout the year. Each semester we are offering more options for those students. Normally, those courses will start in late February. They will run about 12 weeks. If the courses start later, they will run 16 weeks just like all semester

courses run. What WCC is trying to do is to allow students to take online courses all year long.

WIU – An important trend at WIU is reducing correspondence courses while increasing online courses.

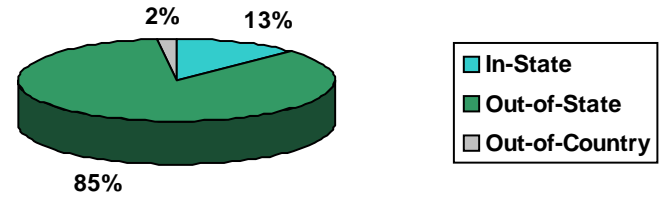
IIT – Increased and improved interaction between students and instructors is the current trend. We utilize Blackboard to facilitate information exchange and some instructors have implemented chat rooms for asynchronous discussions. We are developing and experimenting with podcasts and audio conferencing to enhance instruction. These technologies have not been broadly instituted to date.



Community Colleges

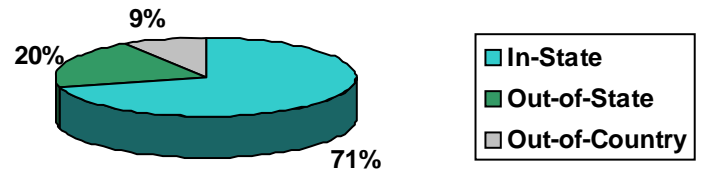
Online Enrollments by Residency

The vast majority of all online course enrollments reported by Illinois public colleges and universities were from students residing in the state. Independent colleges and universities had a majority of online student course enrollments living in the USA outside of Illinois.



Independent For-Profit Colleges and Universities

The residency of students enrolled in online courses varied by sector with community colleges having the highest percentage of Illinois residents (98%), followed by the public universities (88%), and the independent not-for-profit colleges and universities (71%).

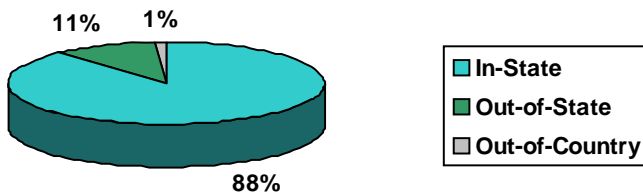


Independent Not-For-Profit Colleges and Universities

The graphs show the distributions of online enrollments at all Illinois public universities, public community colleges, independent for-profit colleges and universities, and independent not-for-profit colleges and universities by residency.

The Illinois Virtual Campus greatly appreciates the cooperative effort of all Illinois colleges and universities and the Illinois Community College Board (ICCB) in submitting the distance education course enrollment data for this report.

Online Enrollments at Illinois Colleges and Universities by Residency for Fall Term 2006



Public Universities

Distance education enrollment reports for all terms since Fall 1999 can be found on the Illinois Virtual Campus website at <http://www.ivc.illinois.edu> in the Publications area.

Appendix

The following tables show several different views of the course enrollments in distance education for the Fall Term 2006

Table 1	Distance Education Enrollments by Delivery Mode
Table 2	Change in Distance Education Enrollments by Delivery Mode from Fall 2005 to Fall 2006
Table 3	Enrollments in Online and All Distance Education Courses by Sector
Table 4	Distance Education Enrollments by Sector and Delivery Mode
Table 5	Distance Education Enrollments by Residency
Table 6	Distance Education Enrollments by Delivery Mode - Fall 1999 to Fall 2006
Table 7	Distance Education Enrollments by Institution

Table 1
Fall Term 2006
Distance Education Enrollments
at Illinois Colleges and Universities
by Delivery Mode

Delivery Mode	Courses		Enrollments	
	#	% Total	#	% Total
Internet	7,484	75.91%	127,383	85.80%
Stored Media	884	8.97%	9,174	6.18%
Interactive TV	593	6.01%	5,341	3.60%
Open Broadcast TV	337	3.42%	2,450	1.65%
Correspondence	561	5.69%	4,124	2.78%
Total	9,859	100.00%	148,472	100.00%

Table 2
Change in Distance Education Enrollments
at Illinois Colleges and Universities
by Delivery Mode
from Fall 2005 to Fall 2006

Delivery Mode	Fall 2005	Fall 2006	Change	
Internet	105,207	127,383	+22,176	+21%
Stored Media	11,960	9,174	-2,786	-23%
Interactive TV	5,634	5,341	-293	-5%
Open Broadcast TV	2,382	2,450	+68	+3%
Correspondence	4,087	4,124	+37	+1%
All Distance Education	129,270	148,472	+19,202	+15%

Table 3
Fall Term 2006
Enrollments in Online and All Distance Education Courses
at Illinois Colleges and Universities
by Sector

Sector	Internet		All Distance	
	#	% Total	#	% Total
Community Colleges	43,791	34.38%	60,306	40.62%
Public Universities	16,878	13.25%	18,915	12.74%
Independent For Profit Colleges and Universities	57,124	44.84%	57,124	38.47%
Independent Not-For-Profit Colleges and Universities	9,590	7.53%	12,127	8.17%
All Institutions	127,383	100.00%	148,472	100.00%

Table 4
Fall Term 2006
Distance Education Enrollments
at Illinois Colleges and Universities
by Sector and Delivery Mode

Sector	Internet	Stored Media	Interactive		Open Broadcast TV	Correspondence	Total
			TV	Broadcast			
Community Colleges	43,791	6,890	4,848	1,675	3,102	60,306	
Public Universities	16,878	100	362	553	1,022	18,915	
Independent For-Profit Colleges & Universities	57,124	0	0	0	0	57,124	
Independent Not-For-Profit Colleges & Universities	9,590	2,184	131	222	0	12,127	
All Institutions	127,383	9,174	5,341	2,450	4,124	148,472	

Table 5
Fall Term 2006
Distance Education Enrollments
at Illinois Colleges and Universities
by Residency

		In	Out	In	Out	Out
		District	of District	State	of State	of Country
Community Colleges	All Distance Education courses	90%	8%	98%	< 1%	2%
	Internet courses	89%	9%	98%	< 1%	2%
Public Universities	All Distance Education courses	n.a.	n.a.	88%	11%	1%
	Internet courses	n.a.	n.a.	88%	11%	1%
Independent For-Profit Colleges and Universities	All Distance Education courses	n.a.	n.a.	13%	85%	2%
	Internet courses	n.a.	n.a.	13%	85%	2%
Independent Not-For-Profit Colleges and Universities	All Distance Education courses	n.a.	n.a.	70%	21%	9%
	Internet courses	n.a.	n.a.	71%	20%	9%
All Illinois Colleges and Universities	All Distance Education courses	n.a.	n.a.	61%	36%	3%
	Internet courses	n.a.	n.a.	56%	41%	3%

* = Out-of-Country counts are included in Out-of-State column.

n.a. = not applicable

Table 6
Distance Education Enrollments
at Illinois Colleges and Universities
by Delivery Mode
Fall 1999 to Fall 2006

Term	Internet	Stored Media	Interactive TV	Correspondence	Open Broadcast TV	All Distance Education
Fall 1999	5,887	5,264	3,695	N.R.	N.R.	14,846
Spring 2000	9,888	6,429	4,075	1,441	4,381	26,214
Fall 2000	13,582	10,174	5,916	3,187	4,303	37,162
Spring 2001	19,764	13,957	6,410	2,519	3,591	46,241
Summer 2001	13,332	12,232	1,769	2,578	2,692	32,603
Fall 2001	23,254	15,381	7,646	2,705	3,552	52,538
Spring 2002	34,155	20,052	7,547	3,963	3,302	69,019
Summer 2002	23,651	12,431	1,691	2,363	3,330	43,466
Fall 2002	40,550	15,337	6,416	2,909	4,001	69,213
Spring 2003	50,125	17,310	6,508	4,239	4,099	82,281
Summer 2003	34,399	13,068	1,519	2,620	2,525	54,131
Fall 2003	50,093	14,782	8,982	2,578	2,959	79,394
Spring 2004	69,015	17,158	5,707	5,201	2,587	99,668
Summer 2004	55,343	11,006	1,506	3,359	1,598	72,812
Fall 2004	80,165	14,821	5,936	5,205	1,801	107,928
Spring 2005	93,715	15,219	6,283	4,683	2,191	122,091
Summer 2005	76,875	9,924	1,250	3,460	1,530	93,039
Fall 2005	105,207	11,960	5,634	4,087	2,382	129,270
Spring 2006	120,217	12,062	5,409	4,503	2,419	144,610
Summer 2006	96,414	8,509	1,203	3,413	1,701	111,240
Fall 2006	127,383	9,174	5,341	4,124	2,450	148,472

(N.R. = None Reported)

Table 7
Distance Education Enrollments
at Illinois Colleges and Universities
by Institution
Fall Term 2006

Institution	Internet	Broadcast TV	Interactive TV	Stored Media	Correspondence	Total
Black Hawk College	1,054	6	378	417	0	1,855
Blessing-Rieman College of Nursing	80	0	0	0	0	80
Bradley University	256	0	0	0	0	256
Carl Sandburg College	676	0	479	0	0	1,155
Chicago State University	665	0	0	71	0	736
City Colleges of Chicago						
Harold Washington College	564	426	0	0	0	990
Harry S. Truman College	172	179	24	0	0	375
Kennedy-King College	148	99	0	0	0	247
Malcolm X College	121	114	0	0	0	235
Olive-Harvey College	140	95	0	0	0	235
Richard J. Daley College	235	149	0	0	0	384
Wilbur Wright College	311	214	6	0	0	531
College of DuPage	2,317	20	0	962	2,619	5,918
College of Lake County	2,151	0	117	309	0	2,577
Danville Area Community College	732	0	0	0	0	732
DePaul University	2,608	0	0	0	0	2,608
DeVry University	56,501	0	0	0	0	56,501
Eastern Illinois University	785	0	0	0	0	785
Elgin Community College	594	0	0	793	0	1,387
Governors State University	1,109	553	0	0	217	1,879
Heartland Community College	776	0	144	0	0	920

IVC Enrollment Report

Institution	Internet	Broadcast TV	Interactive TV	Stored Media	Correspondence	Total
Highland Community College	226	0	24	22	0	272
Illinois Central College	2,038	156	349	0	317	2,860
Illinois Eastern Community Colleges						
Frontier Community College	100	0	0	0	12	112
Lincoln Trail College	316	0	0	0	16	332
Olney Central College	612	0	0	0	45	657
Wabash Valley College	259	0	0	0	30	289
Illinois Institute of Technology	1,250	222	131	0	0	1,603
Illinois State University	1,186	0	0	0	0	1,186
Illinois Valley Community College	455	0	0	103	0	558
John A. Logan College	157	0	0	0	0	157
John Wood Community College	599	0	319	206	0	1,124
Joliet Junior College	1,236	0	458	0	0	1,694
Judson College	795	0	0	178	0	973
Kankakee Community College	711	0	0	22	46	779
Kaskaskia College	2,446	0	256	0	17	2,719
Kishwaukee College	1,096	0	6	0	0	1,102
Lake Land College	2,282	0	336	0	0	2,618
Lewis and Clark Community College	1,546	0	0	120	0	1,666
Lewis University	677	0	0	0	0	677
Lincoln Land Community College	1,541	49	0	0	0	1,590
McHenry County College	1,061	0	0	642	0	1,703
Midstate College	623	0	0	0	0	623
Moody Bible Institute	416	0	0	0	0	416
Moraine Valley Community College	1,814	0	0	310	0	2,124
Morton College	106	0	0	43	0	149
Northeastern Illinois University	0	0	27	0	0	27
Northern Illinois University	956	0	53	0	0	1,009
Olivet Nazarene University	0	0	0	2,006	0	2,006
Parkland College	3,256	53	7	355	0	3,671
Prairie State College	529	0	0	11	0	540
Rend Lake College	487	109	273	0	0	869
Richland Community College	723	0	15	0	0	738
Rock Valley College	556	0	0	20	0	576
Roosevelt University	1,246	0	0	0	0	1,246
Rush University	553	0	0	0	0	553
Sauk Valley Community College	507	0	119	34	3	660
Shawnee Community College	318	0	336	255	0	909
South Suburban College	1,152	0	0	394	0	1,546
Southeastern Illinois College	832	0	136	50	0	1,017
Southern Illinois University Carbondale	716	0	0	0	323	1,039
Southern Illinois University Edwardsville	262	0	64	0	0	326
Southwestern Illinois College	1,135	0	446	915	0	2,496
Spoon River College	345	0	0	0	0	345
Triton College	1,582	0	0	403	0	1,985
University of Illinois at Chicago	4,936	0	62	0	0	4,998
University of Illinois at Springfield	3,203	0	0	0	0	3,203
University of Illinois at Urbana- Champaign	2,062	0	24	0	60	2,146
University of St. Francis	1,709	0	0	0	0	1,709
Waubensee Community College	1,842	6	620	280	0	2,748
Western Illinois University	998	0	132	29	422	1,581
William Rainey Harper College	1,936	0	0	224	0	2,160
Totals	127,383	2,450	5,341	9,174	4,124	148,472